

PROJECT



MPX 24 COMPACT

from 3.7 to 26.1 kW



point

Modulation from 14 to 100%
with GCO system

- Wall-hung condensing boiler, fully pre-set, equipped to operate with natural gas or propane
- Very low polluting emissions
 - **Stainless steel spiral exchanger** with double external envelope in composite material, automatic venting function upon commissioning,
 - Air/gas module with **gas burner, modulating from 14 to 100% of output**, automatic system GCO to manage the combustion,
 - Brass hydroblock, with modulating heating pump, automatic by-pass, the heating/DHW reversal valve, the 3 bar safety valve, the manometer, 8 liter expansion vessel.

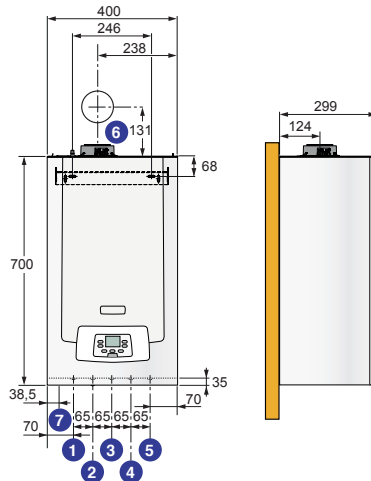
- Simple and functional control panel with backlit screen, heating and DHW temperature setting buttons, access button to all the setting parameters and error codes display with history.
- Packaging: 1 package

N° CE 0085CL0214

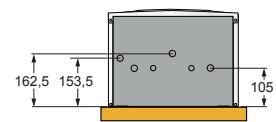
OPTIONS: see following pages/ **FLUE SYSTEMS:** see chapter 16

MAIN DIMENSIONS (mm and inches)

- ① Heating flow G 3/4"
- ② Primary calorifier outlet (if exist) G 1/2"
- ③ Gas inlet G 3/4"
- ④ Primary calorifier return (if exist) G 1/2"
- ⑤ Heating return G 3/4"
- ⑥ Evacuation of combustion products and air inlet pipe Ø 60/100 mm
- ⑦ Condensates drain Ø 22 mm



Bottom view



TECHNICAL SPECIFICATIONS

Condensing

Max. operating temperature: 80°C	• Safety thermostat: 110°C	• Protection index: IP X4D	• Classification:
Max. operating pressure: 3 bar	• Power supply: 230 V/50 Hz	• NOx classification: 6	• - B ₂₃ , C _{13x} , C _{33x} , C _{53x} , C _{93x} , C _{83x}
			• - B _{23P} , C _{43x} , B ₃₃ , C _{(10)3x} , C _{(12)3x} : consult us

MODEL

MODEL	MPX	24 COMPACT
Useful nominal output at Pn	kW	24
Useful output at 50/30°C Pn (heating mode) min.-max.	kW	3.7 - 26.1
Useful output at 80/60°C (heating mode) min.-max.	kW	3.4 - 24
Nominal output at 80/60°C (DHW mode)	kW	-
Efficiency in % of low calorific power at load ... % Pn and water temp. ...°C	%	- 100% Pn at ave. temp. 70°C
		- 30% Pn at return temp. 30°C
Seasonal space heating energy efficiency (without contribution of regulation)	%	93
Nominal water output at ΔT = 20 K	m³/h	1.03
Manometric height available for heating circuit at ΔT = 20 K	mbar	220
Water capacity	l	1.5
Gas flow at Pn (15°C - 1013 mbar)	m³/h	- gas H
		- gas L
		- propane
Max. flue gas temperature at 80/60°C	°C	80
Min.-max. flue gas mass. flow rate	kg/s	0.002-0.012
Flue gas pressure available	Pa	100
Stand-by losses at ΔT = 30 K	W	35
Auxiliary electrical power (ex. heating pump) at Pn	W	42
Electrical power in stand-by	W	3
Electrical power heating pump	W	23
Noise output	dB(A)	52
Net weight	kg	30

MODEL

MODEL	MPX	24 COMPACT
Package		HX111
Ref.		7679071

GAS

WALL-HUNG GAS CONDENSING BOILER, FOR HEATING AND MICRO STORAGE DHW PRODUCTION

PROJECT

MPX.. MI COMPACT from 3.7 to 30.6 kW

point

Modulation from 14 to 100%
with GCO system



Wall-hung condensing boiler, fully pre-set, equipped to operate with natural gas or propane

- Very low polluting emissions
- **Stainless steel spiral exchanger** with double external envelope in composite material, automatic venting function upon commissioning,
- Air/gas module with **gas burner, modulating from 14 to 100% of output**, automatic system GCO to manage the combustion,
- Large sized stainless steel plate heat exchanger,
- Brass hydroblock, with modulating heating pump, automatic by-pass, the heating/DHW reversal valve,

the 3 bar safety valve, the manometer, 8 liter expansion vessel.

- **Simple and functional control panel** with backlit screen, heating and DHW temperature setting buttons, access button to all the setting parameters and error codes display with history.
- **Packaging:** 1 package

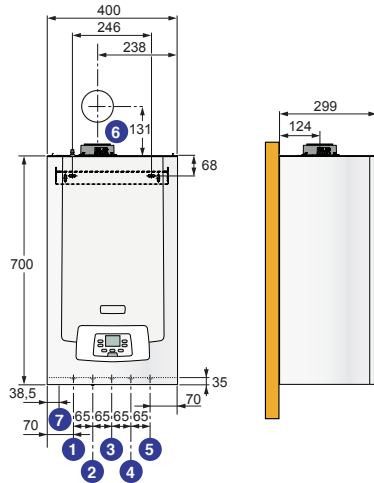
N° CE 0085CL0214

OPTIONS: see following pages/ **FLUE SYSTEMS:** see chapter 16

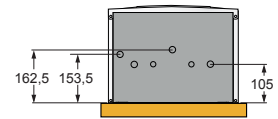
MAIN DIMENSIONS (mm and inches)

- ① Heating flow G 3/4"
- ② DHW outlet G 1/2"
- ③ Gas inlet G 3/4"
- ④ Domestic cold water inlet G 1/2"
- ⑤ Heating return G 3/4"
- ⑥ Evacuation of combustion products and air inlet pipe Ø 60/100 mm
- ⑦ Condensates drain Ø 22 mm

MPX 20/24 MI COMPACT, MPX 24/28 MI COMPACT, MPX 28/33 MI COMPACT



Bottom view



TECHNICAL SPECIFICATIONS

Condensing

Max. operating temperature: 80°C	• Safety thermostat: 110°C	• Protection index: IP X4D	• Classification:
Max. operating pressure: 3 bar	• Power supply: 230 V/50 Hz	• NOx classification: 6	• - B ₂₃ , C _{13x} , C _{33x} , C _{53x} , C _{93x} , C _{83x}
			• - B _{23P} , C _{43x} , B ₃₃ , C _{(10)3x} , C _{(12)3x} : consult us

MODEL

	MPX	20/24 MI COMPACT	24/28 MI COMPACT	28/33 MI COMPACT
Useful nominal output at Pn	kW	20	24	28
Useful output at 50/30°C Pn (heating mode) min.-max.	kW	3.7 - 21.8	4.1 - 26.1	5.1 - 30.6
Useful output at 80/60°C (heating mode) min.-max.	kW	3.4 - 20	3.8 - 24	4.7 - 28
Nominal output at 80/60°C (DHW mode)	kW	24.0	28	33
Efficiency in % of low calorific power at	%	97.7	97.6	97.8
load ... % Pn and water temp. ...°C	%	108.8	108.8	108.9
Seasonal space heating energy efficiency (without contribution of regulation)	%	93	93	93
Nominal water output at ΔT = 20 K	m³/h	0.86	1.03	1.21
Manometric height available for heating circuit at ΔT = 20 K	mbar	350	220	150
Water capacity	l	1.5	1.5	1.8
Gas flow at Pn	m³/h	2.61	3.06	3.60
(15°C - 1013 mbar)	m³/h	3.04	3.55	4.18
- gas H	kg/h	1.92	2.25	2.64
- gas L	°C	80	80	80
- propane	kg/s	0.002-0.012	0.002-0.014	0.002-0.016
Max. flue gas temperature at 80/60°C	Pa	100	100	100
Min.-max. flue gas mass. flow rate	W	35	35	40
Flue gas pressure available	W	30	42	41
Stand-by losses at ΔT = 30 K	W	3	3	3
Auxiliary electrical power (ex. heating pump) at Pn	W	23	23	23
Electrical power in stand-by	dB(A)	49	48	53
Electrical power heating pump	kW	24	28	33
Noise output	l/min	11.5	13.4	15.8
Exchanged power	kg	34	34	35
Specific flow at ΔT = 30 K (compliance with EN 13203-1)				
Net weight				

MODEL

	MPX	20/24 MI COMPACT	24/28 MI COMPACT	28/33 MI COMPACT
Package		HX105	HX107	HX109
Ref.		7679065	7679067	7679069

PROJECT



MPX 28/33 BIC

from 5.1 to 30.6 kW



point
Compact
Brass hydraulic module
Modulation from 14 to 100%
With GCO system

Wall-hung condensing boiler, fully pre-set, equipped to operate with natural gas or propane

- Very low polluting emissions
- **Stainless steel spiral exchanger** with double external envelope in composite material, automatic venting function upon commissioning,
- **Air/gas module with gas burner, modulating from 14 to 100% of output**, automatic system GCO to manage the combustion,
- Brass hydroblock, with modulating heating pump, automatic by-pass, the heating/DHW reversal valve, the 3 bar safety valve, the manometer, ..., 10 liter expansion vessel.

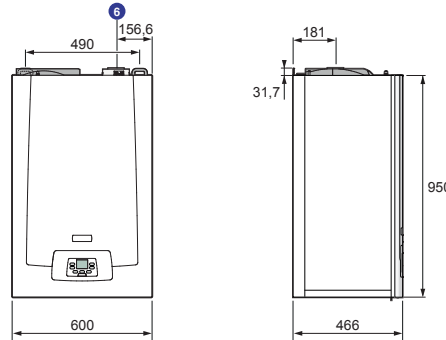
- 45 litre DHW storage stainless steel calorifier protected by a magnesium anode with new graphite insulation,
- **Simple and functional control panel** with backlit screen, heating and DHW temperature setting buttons, access button to all the setting parameters and error codes display with history.
- **Packaging:** 1 package

N° CE 0085CL0214

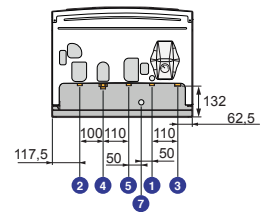
OPTIONS: see following pages/ **FLUE SYSTEMS:** see chapter 16

MAIN DIMENSIONS (mm and inches)

- ① Heating flow G 3/4"
- ② Domestic hot water outlet G 1/2"
- ③ Gas inlet G 3/4"
- ④ Domestic cold water inlet G 1/2"
- ⑤ Heating return G 3/4"
- ⑥ Evacuation of combustion products and air inlet pipe Ø 60/100 mm
- ⑦ Condensates drain Ø 22 mm



Bottom view



TECHNICAL SPECIFICATIONS

Condensing

Max. operating temperature: 80°C	• Safety thermostat: 110°C	• Protection index: IP X4D	• Classification: - B ₂₃ , C _{133x} , C _{333x} , C _{53x} , C _{93x} , C _{83x}
Max. operating pressure: 3 bar	• Power supply: 230 V/50 Hz	• NOx classification: 6	• - B _{23P} , C _{43x} , B ₃₃ , C _{(10)3x} , C _{(12)3x} : consult us

MODEL

	MPX	28/33 BIC
Useful nominal output at Pn	kW	28.9
Useful output at 50/30°C Pn (heating mode) min.-max.	kW	5.1 - 30.6
Useful output at 80/60°C (heating mode) min.-max.	kW	4.7 - 28
Nominal output at 80/60°C (DHW mode)	kW	33
Efficiency in % of low calorific power at load ... % Pn and water temp. ... °C	%	97.7
Seasonal space heating energy efficiency (without contribution of regulation)	%	108.9
Nominal water output at ΔT = 20 K	m ³ /h	93
Manometric height available for heating circuit at ΔT = 20 K	mbar	1.21
Water capacity	l	150
Gas flow at Pn (15°C - 1013 mbar)	m ³ /h	1.8
<ul style="list-style-type: none"> - gas H - gas L - propane 	m ³ /h	3.60
	m ³ /h	4.18
	kg/h	2.64
Max. flue gas temperature at 80/60°C	°C	80
Min.-max. flue gas mass. flow rate	kg/s	0.002-0.016
Flue gas pressure available	Pa	100
Stand-by losses at ΔT = 30 K	W	61
Auxiliary electrical power (ex. heating pump) at Pn	W	60
Electrical power in stand-by	W	3
Electrical power heating pump	W	23
Noise output	dB(A)	53
Exchanged power	kW	67.5
DHW calorifier capacity	l	45
Exchanged power	kW	34
Flow per hour at ΔT = 35K	l/h	811
Flow over 10 min at ΔT = 30 K	l/10min	183
Spec. flow at ΔT = 30 K (compliance with EN 13203-1)	l/min	18.3
Coefficient of heat losses	W/K	1.42
Net weight	kg	34

MODEL

MPX	28/33 BIC
Package	HX112
Ref.	7679072

OPTIONS

FOR MPX ET MPX.. MI (COMPACT)

ALL OPTIONS EXCEPT CONTROL UNITS OPTIONS

ACCESSORIES

	PACKAGE	REF.
Condensates neutralisation station DN1 (up to 75kW)	SA1	7613605
Wall bracket for neutralisation station DN 1	SA2	7613606
Recharge granulates for neutralisation (10 kg)*	-	94225601
Hydraulic moduls with pump with energy efficiency index EEI<0.23:		
• for 1 direct circuit	EA143	100020167
• for 1 circuit with mixing valve	EA144	100020168
Insulated collector for 2 or 3 modules	EA140	100020164
Wall console for 1 hydraulic module	EA142	100020166
Console for collector	EA141	100020165
Compact hydraulic module for 2 circuits (with pump with energy efficiency index EE<0.23)	EA145	100020169
Compact hydraulic module for 2 circuits (with 2 pumps with energy efficiency index EEI<0.23 for a direct circuit and a circuit with mixing valve)	MT12	7616233
Solar kit	HX88	7670180
Ø 60/100 mm to Ø 80/125 mm adapter	DY708	84887708
Over pressure flue adapter	HX103	7671879
Bi flow adapter	DY723	84887723
Pipe cover for MPX.. MI COMPACT	HX93	7670185
Offset wrench	HX95	7670187

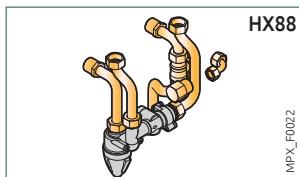
* To order at the spare parts department

DHW PRODUCTION

	PACKAGE	REF.
• Instant on models MPX..MI COMPACT		see previous pages
• option for MPX 24 COMPACT		
- calorifier BMR 80	EE53	100005562
- calorifier SRB130	EE81	7681039
DHW sensor (lg 5 m)	HX96	7670188

HYDRAULIC ACCESSORIES

	PACKAGE	REF.
Stand-off frame (40 mm) for MPX 24/28 MI COMPACT and MPX 28/33 MI COMPACT	HX91	7670183
Hydraulic connection kit for MPX 24 COMPACT	HX113	7679073
Hydraulic connection kit for MPX... MI COMPACT	HX114	7679074
Water and gas connection pipes for replacing an existing boiler (only for MPX...MI COMPACT)	HX17	100016399



CONTROL UNITS

CHOICE OF OPTIONS ACCORDING TO THE CONNECTED CIRCUITS

Control panel MPX	Circuit type	Circuit diagrams		
		DHW	direct	direct + 1 valve
MPX	HX96 (1)	as standard (2)	AD290 (2)	
MPX.. MI	as standard (1)	as standard (2)	AD290 (2)	

Control system that operates according to the room or outside temperature:

(1) To enable programming of the DHW function, modulating room temperature thermostats AD304, AD303 or AD311 is necessary

(2) To be complemented where needed by:

- If you want a control system that operates according to room temperature: room thermostat (package AD247, AD248, AD269, AD140, AD301, AD304, AD303 or AD311)
- If you want a control system that operates according to outside temperature:
 - Outdoor sensor package HX94
 - Outdoor sensor + room thermostat (package AD247, AD 248, AD269, AD140, AD301, AD304, AD303 or AD311)

CONTROL UNITS

	PACKAGE	REF.
Programmable room thermostat modulating "OpenTherm" (wire)	AD304	7609763
Programmable room thermostat modulating "OpenTherm" (wireless)	AD303	7609762
*Connected room thermostat SMART TC"OT" for on/off connection (wire)	AD311	7649289
Non programmable modulating room thermostat "OpenTherm" (wire)	AD301	7612097
Programmable room thermostat (wire)	AD247	100012645
Programmable room thermostat (wireless)	AD248	100013138
Programmable room thermostat 230 V	AD269	100015523
Non programmable room thermostat (wire)	AD140	88017859
Outdoor sensor	HX94	7670186
DHW sensor	HX96	7670188
2-circuit control module	AD290	5103303
Connection kit for direct underfloor heating	HA249	100003301

* This thermostat is not marketed in all countries, check with your retailer.

EXAMPLES OF INSTALLATION

FOR MPX ET MPX.. MI (COMPACT)

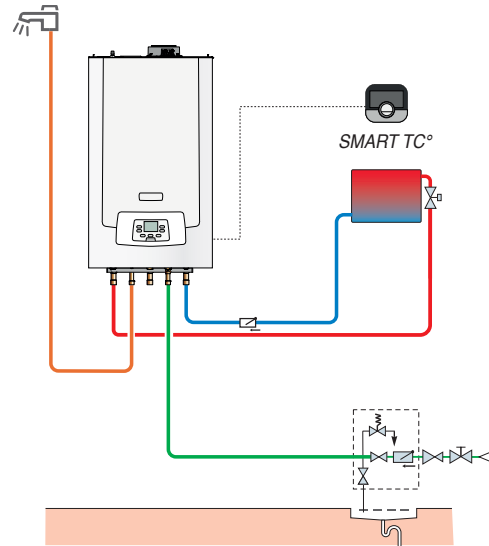
MPX MPX 24/28 MI COMPACT



- 1 direct circuit

DESCRIPTION

	PACKAGE	REF
Boiler MPX 24/28 MI COMPACT	HX107	7679067
Hydraulic connection kit	HX114	7679074
Options		
- Connected room thermostat SMART TC°, "OT" (wire)	AD311	7649289
- Horizontal wall terminal PPS, Ø 60/100 mm, lg 800 mm (with elbow 90°)	DY871	100008296



MPX_F0004

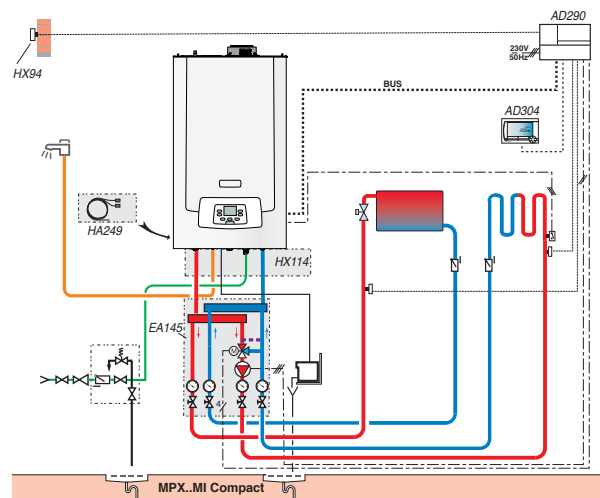
MPX MPX 24/28 MI COMPACT



- 1 direct circuit
- 1 circuit with mixing valve

DESCRIPTION

	PACKAGE	REF
Boiler MPX 24/28 MI COMPACT	HX107	7679067
Hydraulic connection kit	HX114	7679074
Compact hydraulic module for 2 circuits	EA145	100020169
Connection kit for direct underfloor heating	HA249	100003301
2-circuit control module	AD290	S103303
Options		
- Outdoor sensor	HX94	7670186
- Programmable room thermostat (wire)	AD304	7609763
- Horizontal wall terminal Ø 60/100 mm, lg 800 mm (with elbow 90°)	DY871	100008296



MPX_F0007